


UNIQUE BRILLIANCE

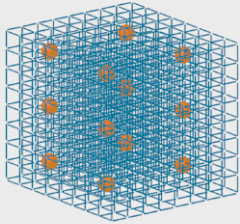


ACUNEX[®]

THE ASPHERIC
MONOFOCAL **NoGLIS-IOL**
FOR EVERY CATARACT PATIENT

ACUNEX[®]

HYBRID MATERIAL WITH EXCELLENT PROPERTIES





HYDROPHOBIC MATERIAL

A constant water content of 4% (pre-hydrated) ensures a consistently stable, homogeneous grid structure of the biomaterial and thus maximum physical integrity.

EXCEPTIONAL RESISTANCE TO SCRATCHES

due to highest surface quality.*

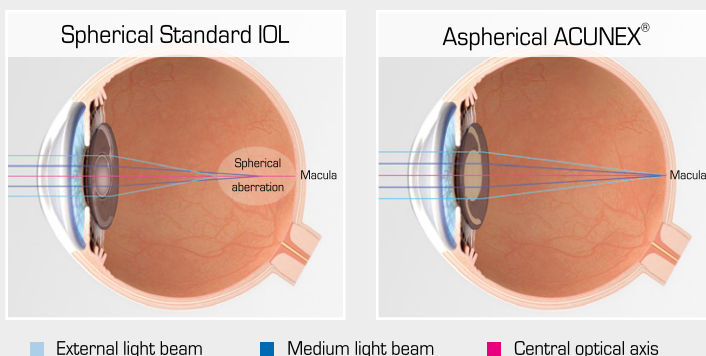
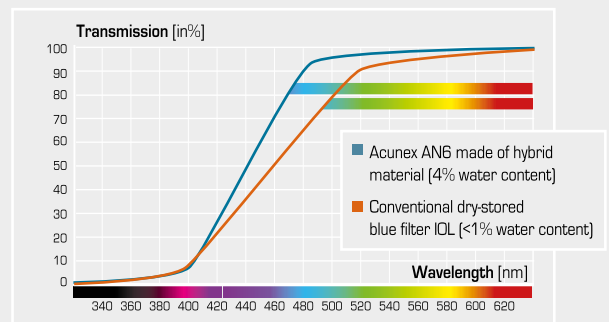


STEP-VAULTED C-LOOP

Reliable C-Loop IOL design & sharp 360 ° optic edge for efficient PCO prevention. Step-vaulted haptic design for optimal positioning in the capsular bag and therefore no development of striae that could reduce visual quality.

NATURAL UV-FILTER


Filter properties imitate these of a natural lens absorbing harmful UV light and the violet part of the blue light spectrum, for natural color perception.



ASPHERIC OPTICS

Correcting spherical aberration of the cornea for high contrast and better image quality compared to spherical standard lenses, especially in mesopic light conditions.

* Manfred Tetz & Matthew R. Jorgensen (2015) New Hydrophobic IOL Materials and Understanding the Science of Glistenings, Current Eye Research, 40:10, 969-981, DOI: 10.3109/02713683.2014.978476



NoGLIS IOL TECHNOLOGY

First hydrophobic IOL material certified by the FDA in 2012 as glistening free, for permanent and excellent optical clarity after implantation.

WHAT DO EXPERTS SAY ABOUT ACUNEX® IOLS:



Prof. G. Auffarth (MD, Germany)

This IOL convinced me. Firstly, the optical clarity of the material and that it is completely glistening-free.

Secondly, the proven concept of step-vaulted C-Loop haptic design with a sharp edge and therefore very good PCO prevention.

Prof. J. Alio (MD, Spain)

The haptic design favours simple implantation and very high postoperative refractive stability. Thanks to the modern biomaterial with very high optical quality and best biocompatibility, this IOL platform offers an ideal basis for multifocal and toric optical concepts.



Source: Surgeons interviews, www.teleon-surgical.com

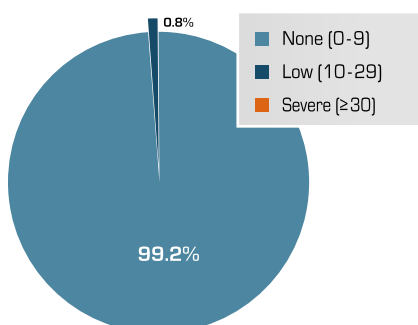
SIMPLE AND FLEXIBLE IOL HANDLING

The ACUNEX® IOL adapts to your habits, not the other way around!

- Controlled unfolding behaviour
- Small incisions as of 2.0 mm possible
- Universal application of various common injector systems

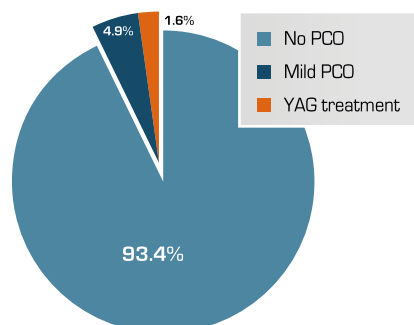
Glistening evaluation

6 months - 7 years postop. (n=812)**
[Quantity in a 10 x 2 mm optics area]



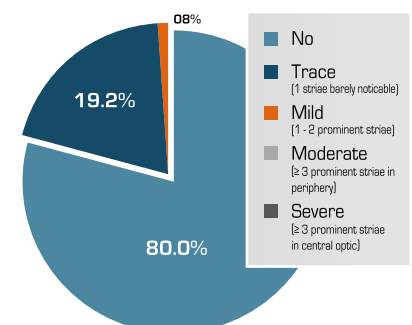
YAG rate 12 months postop.

(n=122)***



Striae 12 months postop.

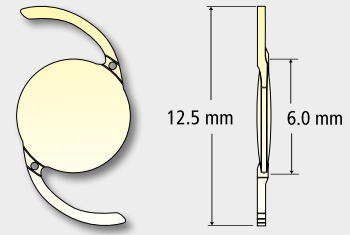
(n=120)***



** Archive data, based on studies with hydrophobic hybrid material

*** Archive data based on ACUNEX® studies

One-piece monofocal posterior chamber lens with aspherical surface and blue light filter



Product	ACUNEX® AN6	aspheric
Type	Foldable one-piece monofocal IOL for capsular bag fixation	monofocal
Optic Size	6.0 mm	blue light filter
Overall Length	12.5 mm	glistening-free
Haptic Angulation	0°	
Optic Design	Biconvex Aspherical surface - posterior Spherical aberration correction: -0.13 µm	
IOL Design	C-Loop haptic Optic and haptics with square edges, posterior 360° continuous barrier effect	
Material	Hydrophobic glistening-free acrylate UV absorbing with additional blue light filter	
Available Diopters	SE +10.0D to +30.0D (0.5D)	
Refractive Index	1.54 @ 35°	
A-Constant (nominal)	119.1	
Sterilisation	Gamma sterilisation	
Storage	Storage in 0.9 % saline solution	
Recommended Incision Size	≥ 2.0 mm	

CONSIDERABLE REQUIREMENTS FOR A MODERN MONOFOCAL LENS

- Highest **optical quality** ■ **High stability** in the capsular bag
- **Brilliant image quality** and excellent refractive outcomes
- **Easy handling** for a hassle-free implantation
- Enduring optical clarity (**glistening free**)

MANUFACTURER::

Teleon Surgical B.V.

✉ acunex@teleon-surgical.com

🌐 www.teleon-surgical.com