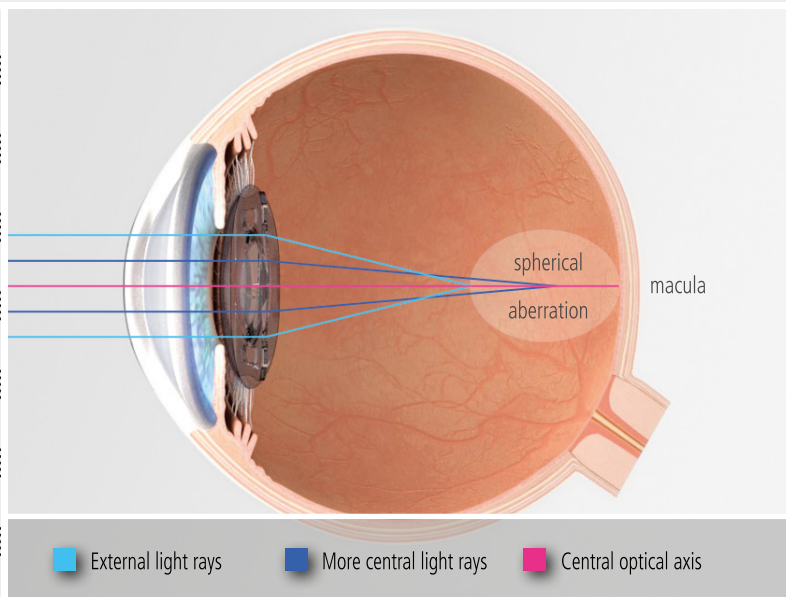



LENTIS®

Intraocular Lenses for a Natural Vision

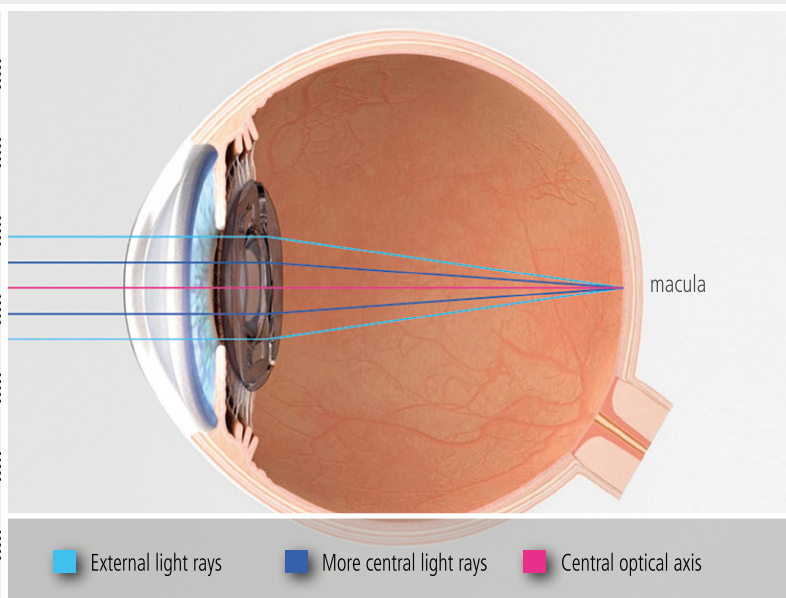

Spherical Intraocular Lenses

Spherical aberrations are an optical imaging error, which leads to impaired vision. External light rays are refracted more strongly than the more central rays (see figure). Therefore, not all light rays will focus on the macula (yellow spot or „point of sharpest vision“). This results in poor contrast sensitivity. Spherical intraocular lenses do not correct these aberrations.



Aspherical LENTIS® Intraocular Lenses

All aspherical LENTIS® intraocular lenses correct these spherical aberrations. The aspherical lens surface focuses all the light rays correctly on the macula. Thereby an optimal image on the retina is created which leads to a very good contrast sensitivity for the patient. In turn twilight vision will be improved.



Your advantages at a glance:

- Correct focus on the macula
- Improved contrast perception
- Improved color perception
- Improved twilight vision