

**TELEON®**

**NEWS**

DOC, Summer 2021



## Content

1. Save the Date: **Teleon LIVE symposium in the scope of the German DOC congress**
2. **Teleon Video Series:** „Of Diamonds and Premium-IOLs“
3. **LAUNCH of FEMTIS® Mplus & FEMTIS® Mplus Toric:**  
Market introduction in the 3rd quarter of 2021
4. **Teleon IOL Configurator:** Update 2021
5. **ACUNEX® VARIO TORIC:** The EDoF-IOL with astigmatism correction

## Event

### Save the Date:

Do not miss our Teleon LIVE symposium in the scope of the German DOC congress

#### THE ABC OF REFRACTIVE CATARACT SURGERY

##### **Laszlo Kiraly, MD**

*Premium diagnostics for perfect refractive results*

##### **Florian Kretz, MD**

*Premium technology for premium patients: LENSAR & sophi*

##### **Detlev Breyer, MD**

*LENTIS® Comfort and ACUNEX® Vario – Delight, no trouble*

##### **Detlef Holland, MD**

*Proven optics in a new guise – The FEMTIS® MIOL Family*

**Friday, June 18, 2021, at 5:00 pm – 6:00 pm**



Laszlo Kiraly, MD



Florian Kretz, MD



Detlev Breyer, MD



Detlef Holland, MD



**Keep in mind:** The symposium will be held in German language only.  
We will communicate login and registration information on our website and LinkedIn in a timely manner.



## Social Media

### Experts present their knowledge of premium IOLs in 5 episodes

Like diamonds, premium IOLs are of the highest quality and clarity. We produced an educational video series of a different kind together with the CAKE magazine from Media MICE publishing. The series reveals the exciting similarities between the precious gemstones and our first-class intraocular lenses.

Our thanks go to Dr. Detlev R. H. Breyer, Dr. Jorge L. Alió, Dr. John Chang, Dr. Alan Koh and Dr. Patrick Versace for their contribution.

We will publish the individual episodes on our Youtube channel at regular intervals. Just take a look.

[Youtube Trailer](#) | [Episode 1](#) | [Episode 2](#)

More episodes will follow! We will post this and other news on our LinkedIn channel on a regular basis:

[Follow us on LinkedIn](#)

The graphic features a black background adorned with numerous white diamond shapes of varying sizes and orientations. At the top, the title "Of Diamonds and Premium IOLs" is written in a large, elegant white font. Below the title, the text "An educational video series supported by" is followed by the TELEON logo in a stylized white font. A red, cursive "Coming Soon!" banner is positioned below the support text. The central part of the graphic displays six hexagonal video frames arranged in two rows of three. Each frame shows a different expert, with their name and location listed below them in a green box. The top row includes Matt Young (Host), Dr. Detlev Breyer (Germany), and Dr. Jorge Alió (Spain). The bottom row includes Dr. John Chang (Hong Kong), Dr. Alan Koh (Malaysia), and Dr. Patrick Versace (Australia). At the bottom left, there are two QR codes: one for LinkedIn and one for YouTube, each with its respective logo above it.

**Of Diamonds and Premium IOLs**

An educational video series supported by **TELEON**

*Coming Soon!*

**MATT YOUNG**  
HOST

**DR. DETLEV BREYER**  
GERMANY

**DR. JORGE ALIO**  
SPAIN

**DR. JOHN CHANG**  
HONG KONG

**DR. ALAN KOH**  
MALAYSIA

**DR. PATRICK VERSACE**  
AUSTRALIA

**LINKEDIN**

**YOUTUBE**

## New - Product Launch

### FEMTIS® M<sub>plus</sub> & FEMTIS® M<sub>plus</sub><sup>toric</sup>

## Perfect refractive results in the correction of presbyopia and astigmatism



The unique haptic design of the capsulorhexis-fixated FEMTIS IOL Family allows maximum precision in combination with automated capsulotomies, possible with modern laser systems such as the LENSAR. The perfect centration of the IOL on the optical axis as well as the very high rotational stability are ideal conditions for a precise and optimised correction of refractive visual defects.

#### M<sub>plus</sub> technology in presbyopia

- Large distance optic zone
- Smooth transition from distance to near
- Refractive optical design for continuous vision in all distances (varifocal effect)
- Maximum light transmission for excellent vision and contrast

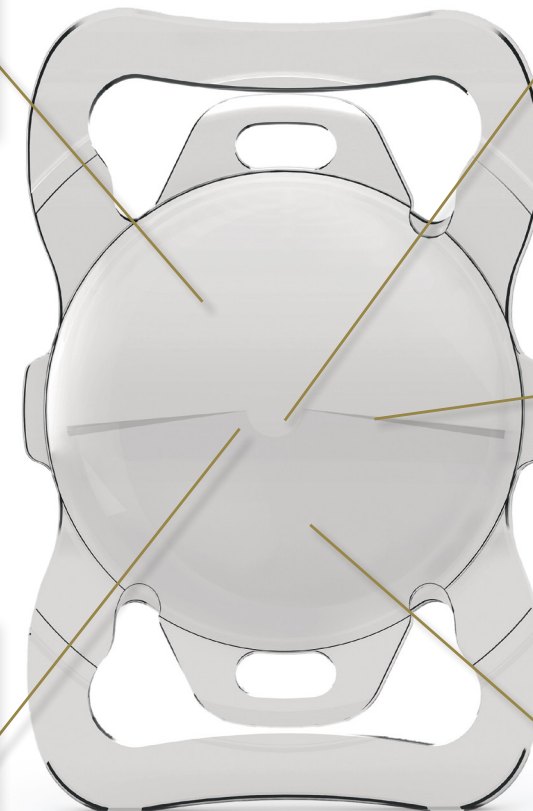
Coherent aspheric distance optic zone with maximum light focusing for sharp distance vision

Central distance-lenslet for less sensitivity to IOL decentration and tilt

Smooth transmedial surface transitions for maximum light transmission and minimized photic phenomena

Prolate surface profile between distance-lenslet and the varifocal segment for a smooth power transition

Segment with varifocal addition for excellent vision at all distances





## New - Product Launch (2)

### FEMTIS® M<sub>plus</sub>

#### Proven optical system for all distances



near

intermediate

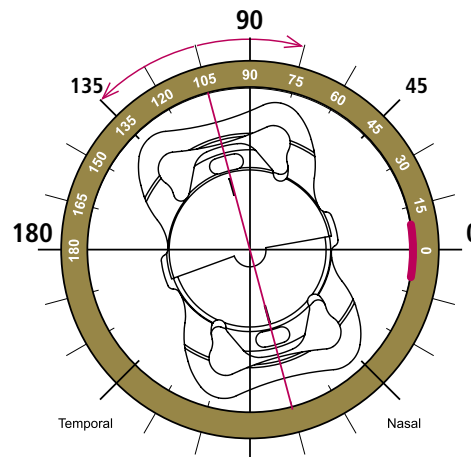
distance

- Balanced vision profile for all distance
- The universal MIOL for an active lifestyle
- Successful and proven optical system for more than 10 years

### FEMTIS® M<sub>plus</sub><sup>toric</sup>

#### Perfect correction of astigmatism

- Easy axis alignment of the IOL
- Rotation still possible in both directions after enclavating the clip haptics
- Maximum rotational stability



## Web

### Brand new on Teleon IOL configurator

Calculation of the toric **FENTIS® Mplus Toric** - the new varifocal-toric and rhexis-fixated IOL for auto-CCC applications, such as FEMTO-Phaco and for the correction of astigmatism.

In addition, all three toric **EDoF** IOLs of Teleon can be calculated very easily:

- **ACUNEX® Vario Toric**: Hydrophobic, Glistening-free IOL with loop haptics
- **LENTIS® Comfort Toric**: Proven hydrophilic plate haptics
- **FENTIS® Comfort Toric**: Rhexis-fixated IOL for auto-CCC applications



[www.teleon-toric.com](http://www.teleon-toric.com)



### Toric Lens Configurator

Start Screen

<<

LENTIS® | FENTIS®

Please select the relevant Teleon Intraocular Lens

LENTIS® T<sub>plus</sub>

LS-313 T0-T6



LENTIS® Comfort<sub>toric</sub>

LS-313 MF15  
T0-T6



LENTIS® M<sub>plus</sub><sub>toric</sub> family

LU-313 MFT



LENTIS® T<sub>plus</sub>✕

LU-313 T



FENTIS® Comfort<sub>toric</sub>

FB-313 MF15  
T0-T3



FENTIS® M<sub>plus</sub><sub>toric</sub>

FB-313 MF30  
T0-T3



Deutschland  
Teleon Surgical Vertriebs GmbH  
Tel.: +49 (0)30 / 43 09 55 + 15

Germany  
+49 (0)30 / 43 09 55 + 143  
[www.teleon-surgical.com](http://www.teleon-surgical.com)

## Product Introduction

# ACUNEX<sup>®</sup> VARIO<sub>toric</sub>

## The new EDoF-IOL with astigmatism correction



**50%**

of patients  
do not have  
astigmatism

VISION  
without  
astigmatism

**E** **E**

The other  
**50%**  
of patients  
need **more**

ACUNEX<sup>®</sup>  
VARIO<sub>toric</sub>

VISION  
with  
astigmatism

**E** **E**

With the ACUNEX<sup>®</sup> Vario Toric you have the perfect EDoF-IOL to correct astigmatism. Available with standard cylinders ranging from 0.75D to 3.00D in 0.75D steps.

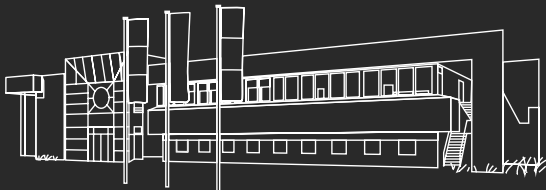
## A very unique patient video:



The renowned eye surgeon Dr. med. Omid Kermani from Cologne (Germany) implanted the ACUNEX<sup>®</sup> Vario in the eye of his own brother, who is answering questions after the surgery in this video.



**TELEON®**



## IMPRINT

Edition: DOC Summer 2021

### **Publisher:**

Teleon Surgical Vertriebs GmbH  
Am Borsigturm 58, 13507 Berlin

**Editor:** Enrico Plessow

## **Teleon Surgical B.V.**

Van Rensselaerweg 4 b  
6956AV Spankeren  
The Netherlands

E-Mail: [marketing@teleon-surgical.com](mailto:marketing@teleon-surgical.com)

Web: [www.teleon-surgical.com](http://www.teleon-surgical.com)