

TELEON®

NEWS

DOC, Summer 2021



*Not every product is available in every country

Content

1. Save the Date: **Teleon LIVE symposium in the scope of the German DOC congress**
2. **Teleon Video Series:** „Of Diamonds and Premium-IOLs“
3. **LAUNCH of FEMTIS® Mplus & FEMTIS® Mplus Toric:**
Market introduction in the 3rd quarter of 2021
4. **Teleon IOL Configurator:** Update 2021
5. **ACUNEX® VARIO TORIC:** The EDoF-IOL with astigmatism correction
6. **LENSAR, Sophi, Tixel and ZEPT0:***
High-tech devices to optimise your daily surgical procedures

Event

Save the Date:

Do not miss our Teleon LIVE symposium in the scope of the German DOC congress

THE ABC OF REFRACTIVE CATARACT SURGERY

Laszlo Kiraly, MD

Premium diagnostics for perfect refractive results

Florian Kretz, MD

Premium technology for premium patients: LENSAR & sophi

Detlev Breyer, MD

LENTIS® Comfort and ACUNEX® Vario – Delight, no trouble

Detlef Holland, MD

Proven optics in a new guise – The FEMTIS® MIOL Family

Friday, June 18, 2021, at 5:00 pm – 6:00 pm



Laszlo Kiraly, MD



Florian Kretz, MD



Detlev Breyer, MD



Detlef Holland, MD



Keep in mind: The symposium will be held in German language only.
We will communicate login and registration information on our website and LinkedIn in a timely manner.



Social Media

Experts present their knowledge of premium IOLs in 5 episodes

Like diamonds, premium IOLs are of the highest quality and clarity. We produced an educational video series of a different kind together with the CAKE magazine from Media MICE publishing. The series reveals the exciting similarities between the precious gemstones and our first-class intraocular lenses.

Our thanks go to Dr. Detlev R. H. Breyer, Dr. Jorge L. Alió, Dr. John Chang, Dr. Alan Koh and Dr. Patrick Versace for their contribution.

We will publish the individual episodes on our Youtube channel at regular intervals. Just take a look.

[Youtube Trailer](#) | [Episode 1](#) | [Episode 2](#)

More episodes will follow! We will post this and other news on our LinkedIn channel on a regular basis:

[Follow us on LinkedIn](#)

The graphic features a black background adorned with numerous white diamond shapes of varying sizes and orientations. At the top, the title "Of Diamonds and Premium IOLs" is written in a large, elegant white font. Below the title, the text "An educational video series supported by" is followed by the TELEON logo in white. A red, cursive-style text "Coming Soon!" is positioned below the support text. The central part of the graphic displays six hexagonal video frames arranged in two rows of three. Each frame shows a different expert, with their name and location printed in white text at the bottom of the frame. The top row includes Matt Young (Host), Dr. Detlev Breyer (Germany), and Dr. Jorge Alió (Spain). The bottom row includes Dr. John Chang (Hong Kong), Dr. Alan Koh (Malaysia), and Dr. Patrick Versace (Australia). At the bottom left, there are two QR codes: one for LinkedIn and one for YouTube, each with its respective logo above it.

Of Diamonds and Premium IOLs

An educational video series supported by **TELEON®**

Coming Soon!

MATT YOUNG
HOST

DR. DETLEV BREYER
GERMANY

DR. JORGE ALIO
SPAIN

DR. JOHN CHANG
HONG KONG

DR. ALAN KOH
MALAYSIA

DR. PATRICK VERSACE
AUSTRALIA

LINKEDIN

YOUTUBE

New - Product Launch

FEMTIS® M_{plus} & FEMTIS® M_{plus}^{toric}

Perfect refractive results in the correction of presbyopia and astigmatism



The unique haptic design of the capsulorhexis-fixed FEMTIS IOL Family allows maximum precision in combination with automated capsulotomies, possible with modern laser systems such as the LENSAR. The perfect centration of the IOL on the optical axis as well as the very high rotational stability are ideal conditions for a precise and optimised correction of refractive visual defects.

M_{plus} technology in presbyopia

- Large distance optic zone
- Smooth transition from distance to near
- Refractive optical design for continuous vision in all distances (varifocal effect)
- Maximum light transmission for excellent vision and contrast

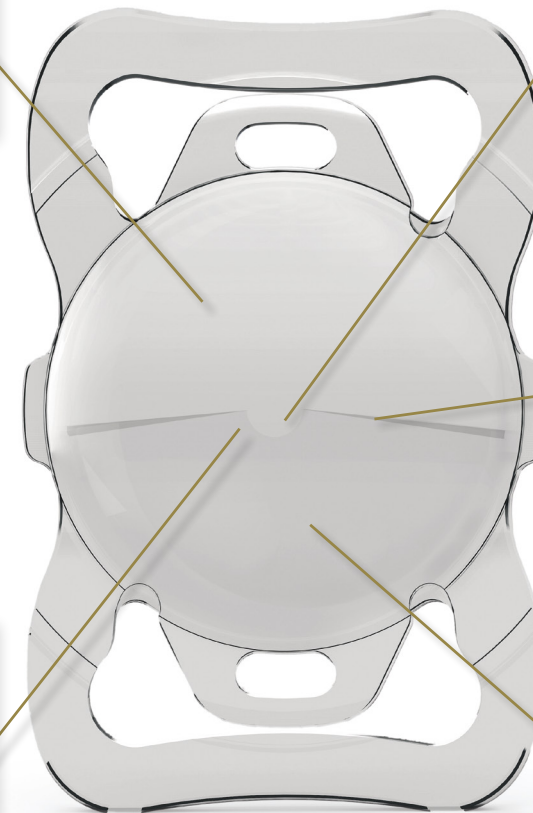
Coherent aspheric distance optic zone with maximum light focusing for sharp distance vision

Central distance-lenslet for less sensitivity to IOL decentration and tilt

Smooth transmedial surface transitions for maximum light transmission and minimized photic phenomena

Prolate surface profile between distance-lenslet and the varifocal segment for a smooth power transition

Segment with varifocal addition for excellent vision at all distances



New - Product Launch (2)

FEMTIS® M_{plus}

Proven optical system for all distances



near

intermediate

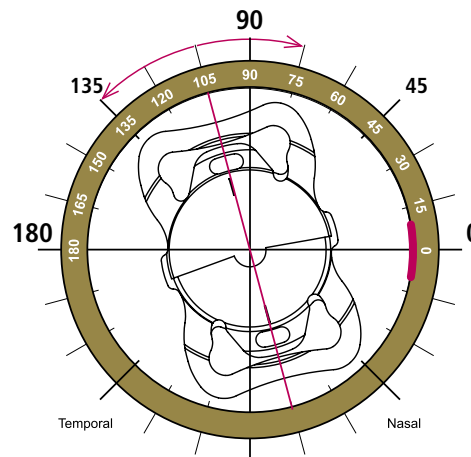
distance

- Balanced vision profile for all distance
- The universal MIOL for an active lifestyle
- Successful and proven optical system for more than 10 years

FEMTIS® M_{plus}^{toric}

Perfect correction of astigmatism

- Easy axis alignment of the IOL
- Rotation still possible in both directions after enclavating the clip haptics
- Maximum rotational stability



Web

Brand new on Teleon IOL configurator

Calculation of the toric **FENTIS® Mplus Toric** - the new varifocal-toric and rhexis-fixated IOL for auto-CCC applications, such as FEMTO-Phaco and for the correction of astigmatism.

In addition, all three toric **EDoF** IOLs of Teleon can be calculated very easily:

- **ACUNEX® Vario Toric**: Hydrophobic, Glistening-free IOL with loop haptics
- **LENTIS® Comfort Toric**: Proven hydrophilic plate haptics
- **FENTIS® Comfort Toric**: Rhexis-fixated IOL for auto-CCC applications



www.teleon-toric.com



Toric Lens Configurator

Start Screen

<<

LENTIS® | FENTIS®

Please select the relevant Teleon Intraocular Lens

LENTIS® Tplus

LS-313 T0-T6



LENTIS® Comfort^{toric}

LS-313 MF15
T0-T6



LENTIS® Mplus^{toric} family

LU-313 MFT



LENTIS® Tplus^x

LU-313 T



FENTIS® Comfort^{toric}

FB-313 MF15
T0-T3



FENTIS® Mplus^{toric}

FB-313 MF30
T0-T3



Deutschland
Teleon Surgical Vertriebs GmbH
Tel.: +49 (0)30 / 43 09 55 + 15

Germany
+49 (0)30 / 43 09 55 + 143
www.teleon-surgical.com

Product Introduction

ACUNEX[®] VARIO_{toric}

The new EDoF-IOL with astigmatism correction



50%

of patients
do not have
astigmatism

VISION
without
astigmatism

E **E**

The other
50%
of patients
need **more**

ACUNEX[®]
VARIO_{toric}

VISION
with
astigmatism

E **E**

With the ACUNEX[®] Vario Toric you have the perfect EDoF-IOL to correct astigmatism. Available with standard cylinders ranging from 0.75D to 3.00D in 0.75D steps.

A very unique patient video:



The renowned eye surgeon Dr. med. Omid Kermani from Cologne (Germany) implanted the ACUNEX[®] Vario in the eye of his own brother, who is answering questions after the surgery in this video.



Product Introduction*

LENSAR - Lasersystem

The optimum for your cataract surgery

Higher efficiency and happier patients:

Specially developed for refractive cataract surgery, the LENSAR® laser system with its superior technology and high degree of automation ensures efficient, error-free procedures and outstanding surgical results even for astigmatism patients.

The LENSAR® Laser System combines the specially developed automatic biometrics, expanded ocular imaging and measuring technology 3D-CSI (confocal structured illumination) with an Advanced Ultra Short Pulse Laser.



[Read more about LENSAR® Laser System](#)

*Not every product is available in every country

Product Introduction*

sophi

A phaco system that's setting new standards! Made in Switzerland.

The Sophi phaco system is an exceptionally reliable partner in the operating room as well as perfectly rounding off the Teleon Surgical portfolio in Germany.

The idea behind Sophi: mobility, ergonomics, safety.

The foundations of the development were the need for a perfect phaco system from the perspective of the surgeon, operating team and all other parties involved. The result is a high-end device that's setting new standards.

Sophi isn't just an expansion on existing technology, but a complete innovation. Sophi was developed with the aim of making the work of ophthalmologists and the whole operating team easier, safer and more efficient.



[Read more about Sophi Phaco System](#)

*Not every product is available in every country

Product Introduction*

ZEPTO®

Experience ZEPTO® assisted cataract surgery

ZEPTO® allows you to create precise, visually centered, and stronger capsulotomies in milliseconds.

ZEPTO® is a novel capsulotomy device with a disposable handpiece and tip that produces a quick, elegant, round capsulotomy in milliseconds.

The tip consists of a miniature, transparent, soft silicone suction cup that houses a circular nitinol capsulotomy element, which has been refined at the micron scale to enable uniform 360-degree capsule cutting.



[Read more about ZEPTO®](#)

*Not every product is available in every country



Product Introduction*



Non-radiation technology for eyelid- and periorbital treatments

Tixel® is a novel fractional system powered by Novoxel's patented titanium tip technology.

Tixel® employs direct heat and is radiation-free.

WHY TIXEL® | THE ADVANTAGES AT A GLANCE

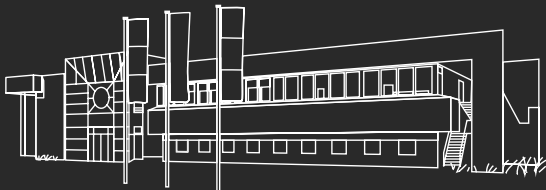
- Treats periorbital wrinkles
- Superiour and lower eye lids can be treated safely
- Non-radiation technology – safe for eyes
- Controlled direct eyelid skin surface heating by conduction
- Precise locus heating
- Low energy treatment
- Sterile tip prevents cross contamination during treatment
- Fast treatment



Read more about Tixel®

*Not every product is available in every country

TELEON®



IMPRINT

Edition: DOC Summer 2021

Publisher:

Teleon Surgical Vertriebs GmbH
Am Borsigturm 58, 13507 Berlin

Editor: Enrico Plessow

Teleon Surgical B.V.

Van Rensselaerweg 4 b
6956AV Spankeren
The Netherlands

E-Mail: marketing@teleon-surgical.com

Web: www.teleon-surgical.com