

COMFORT WITHOUT COMPROMISE



**LENTIS®** Comfort | Comfort<sup>toric</sup>

The pioneering EDOF-IOL  
for every patient

# LENTIS® Comfort

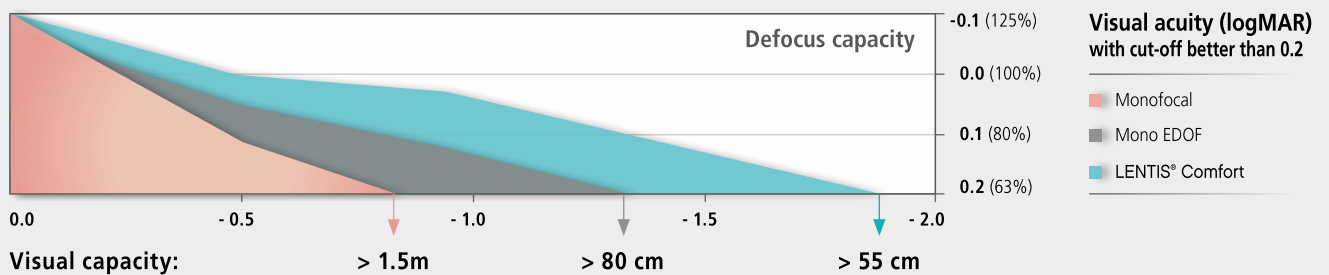
The vanguard EDOF-IOL  
with advanced segmented optics

## Continuous Transmission Technology

- Large distance optics zone
- Transition free central optics
- EDOF segment for continuous light distribution through the entire intermediate area (varifocal effect)



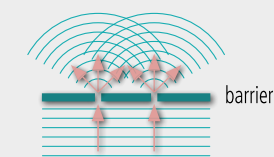


Superior visual comfort  
than with standard monofocal care


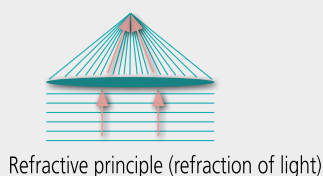


## No unwanted side effects reported

No dysphotopsia due to unique refractive segment optics



Patient perception regarding halos and glare\*



Patient perception with the LENTIS® Comfort\*

\* Source: Presentation at ESCRS 2018, Dr. P. Versace

# LENTIS® Comfort

## Clinical results



### Monofocal IOL vs LENTIS® Comfort

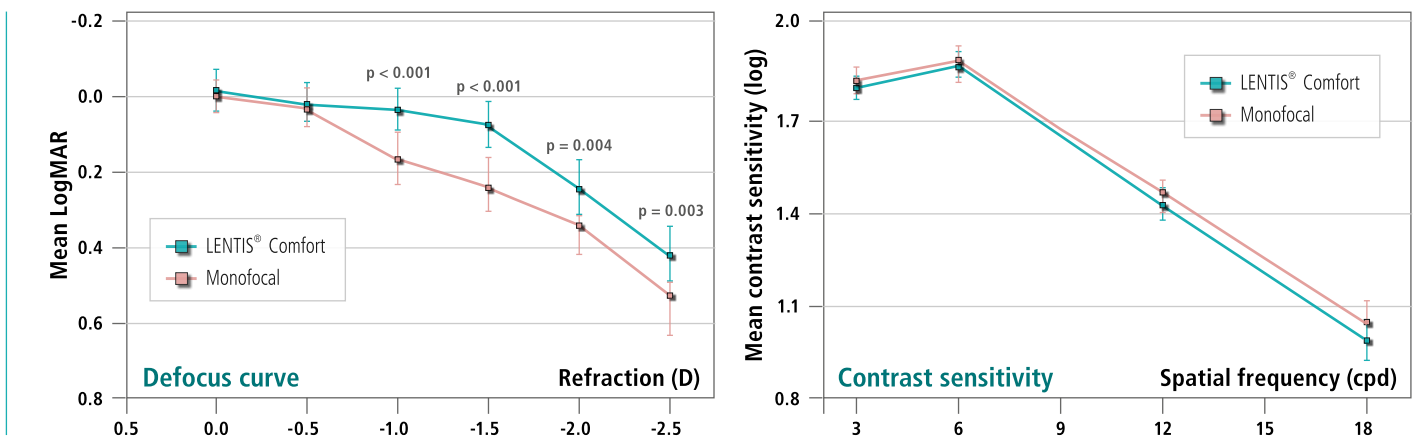
in 42 Patients

<https://doi.org/10.1007/s10792-017-0652-x>

**E. Pedrotti (MD)**



- Very good distance visual acuity with significantly better intermediate vision up to 50 cm for LENTIS® Comfort
- Comparable contrast sensitivity to monofocal IOLs
- Greater patient satisfaction & spectacle independence with LENTIS® Comfort



### LENTIS® Comfort - Clinical visual acuity results after 12 months

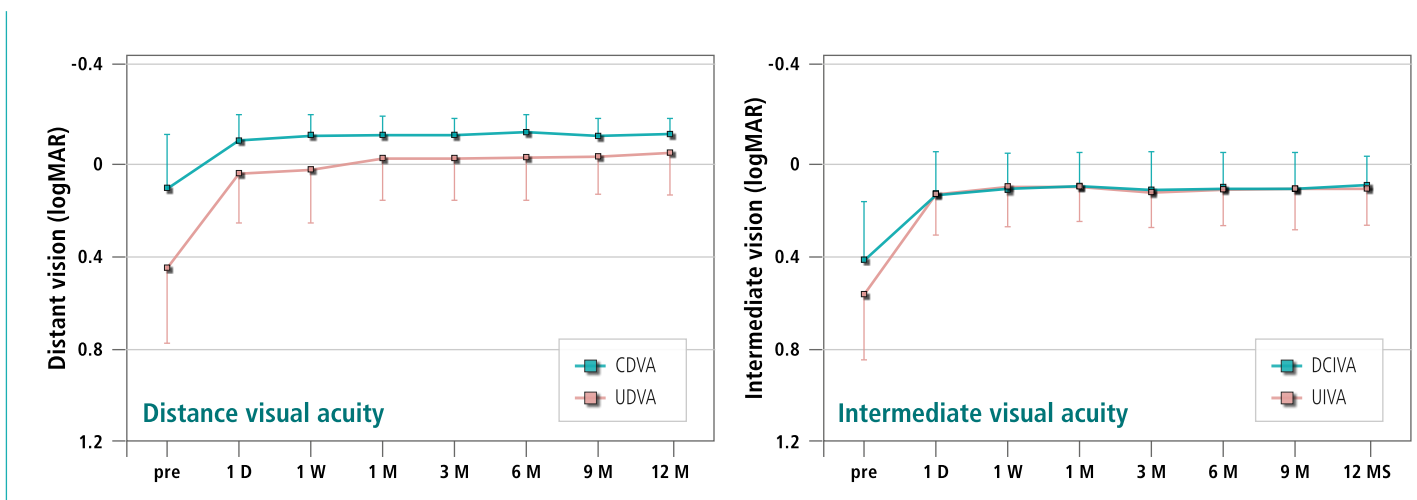
in 120 eyes

<https://doi.org/10.1038/s41598-019-49524-z>

**Prof. T. Oshika (MD)**



- Excellent distance visual acuity with very good intermediate visual acuity
- Excellent defocus performance
- No photic phenomena and high patient satisfaction



# LENTIS® Comfort<sup>toric</sup>

The toric EDOF-IOL

for correcting corneal astigmatism

From cyl. 0.50D

Comfort<sup>toric</sup>

Otherwise risk of 1/3 loss of vision

### Easy IOL alignment

Adjustment possible in both directions compared to a toric IOL with C-loop haptic design

Alignment axis IOL torus 110° | Incision 90°

Easy toric configurator for effortless calculation and ordering of toric IOLs: [www.teleon-toric.com](http://www.teleon-toric.com)

## Clinical results



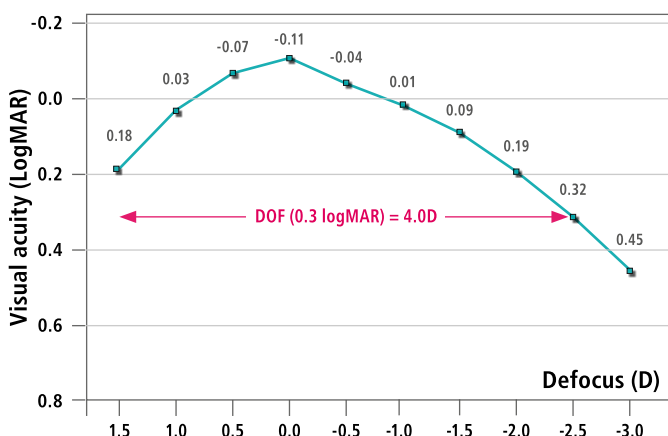
### LENTIS® Comfort<sup>toric</sup> 12 months follow-up

in 80 eyes

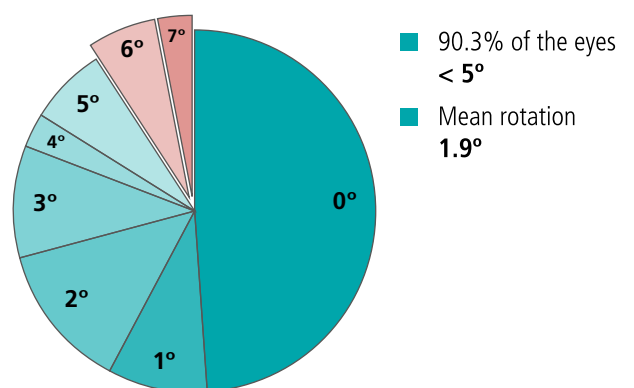
**D. Holland (MD)**

- Excellent visual performance for far and intermediate distances
- Very high rotational stability
- High predictability of target refraction and significant reduction in astigmatism

Binocular defocus curve LENTIS® Comfort<sup>toric</sup> (12 months post-op)



IOL rotation (up to 12 months post-surgery)



Source: D. Holland (MD), ESCRS 2019 Paris

## What do experts say about the LENTIS® Comfort : \*



The LENTIS® Comfort has proven that it is an excellent premium option for our patients. With the Comfort you achieve a high degree of spectacle independence with stable distance vision and no decrease of vision at night.

**R. Zaldivar (MD), ESCRS 2019 Paris**

Our one-year study findings for LENTIS® Comfort show excellent visual performance results for the distance and intermediate ranges, as well as high contrast sensitivity without disturbing photic phenomena. In comparison to high add MIOL, these factors are the prerequisite for rapid neuroadaptation, what explains the high level of patient satisfaction with this lens.

**Prof. T. Oshika (MD), scientific report 2019**



Our studies have shown that the LENTIS® Comfort achieves the same results of distance vision, contrast sensitivity, tilt and decentration behaviour as the monofocal LENTIS L-313 IOL. Additionally, the LENTIS® Comfort offers patients significantly better stereo vision and more spectacle independence for the intermediate and near distances.

**Prof. O. Findl (MD), scientific report 2016**

Compared to other EDOF-IOLs, the Comfort IOL offers a larger range of functional vision with excellent results from distance to an extended near range. The relative absence of unwanted visual phenomena makes this an easy choice for most patients.

**P. Versace (MD), WOC 2020**



\* Source: [www.teleon-surgical.com](http://www.teleon-surgical.com)

## Hear what patients have to say about LENTIS® Comfort<sup>toric</sup>:

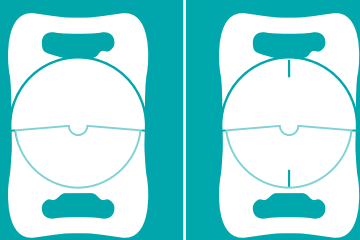
### **Anna K., 68 years**

Cataract, nearsighted with corneal astigmatism, dry eye, never tolerated contact lenses, dissatisfied with varifocal glasses.

**IOL used:** OD: +14.50 D T6 | OS: +15.00 D T5

„Now after surgery I wonder why I didn't do it much earlier. I hardly need glasses in everyday life. Now, I feel safe driving a car again, especially at night and I can see much better on my tablet too, even knitting instructions and travel guides are easy to read without spectacles.“





# LENTIS® Comfort | Comfort<sup>toric</sup>

The tried and tested design with advanced EDOF technology offers discerning cataract patients, who are increasingly dependent on intermediate vision in everyday life (computer work, driving etc.) a comfortable treatment option that goes far beyond the standard solution

Product	LENTIS® <sup>Comfort</sup> LS-313 MF15 <span style="background-color: #444; color: white; padding: 2px;">aspheric</span>	LENTIS® <sup>Comfort<sup>toric</sup></sup> LS-313 MF15 T0-T6 <span style="background-color: #444; color: white; padding: 2px;">standard toric</span> <span style="background-color: #444; color: white; padding: 2px;">aspheric</span>
Type	Foldable one-piece acrylic IOL	One-piece <b>toric</b> acrylic IOL for capsular bag fixation
Optic Size   Overall Length	6.0 mm   11.0 mm	6.0 mm   11.0 mm
Haptic Angulation	0°	0°
Optic Design	- Dioptres: Convex-concave   + Dioptres: Biconvex Aspherical surface - posterior, sector-shaped near vision segment - anterior: +1.5 D	Biconvex Aspherical and toric surface -posterior, sector-shaped near vision segment - anterior: +1.5 D
IOL Design	Plate haptic   Optic and haptics with square edges, posterior 360° continuous barrier effect	Plate haptic Optic and haptics with square edges
Material	HydroSmart® - a copolymer, consisting of acrylates with hydrophobic properties, UV absorbing	
Available Diopters	-10.0 D to -1.0 D (1.0 D) ±0.0 D to +36.0 D (0.5 D)	SE: +10.0 D to +30.0 D (0.5 D) Cyl.: T0 +0.75 D   T1 +1.5 D   T2 +2.25 D   T3 +3.0 D   T4 +3.75 D   T5 +4.5 D   T6 +5.25 D
Refractive Index	1.46	1.46
A constant (nominal)	118.0	118.0
Sterilisation	Steam sterilisation	Steam sterilisation
Storage	Supplied in sterile water	Supplied in sterile water
Recommended Injector-Sets [disposable]	Check compatibility of IOL with injector matrix provided at <a href="https://lentis-eifu.com">https://lentis-eifu.com</a>	

Source: IOLcon.org

Please note that neither Teleon nor IOLcon can be held responsible for correctly specifying the optimized A constants for the Zeiss IOLMaster. The specified constants are therefore to be seen as a guide value and starting point for calculating the IOL refractive power

## Advantages of the LENTIS® Comfort:

- Excellent visual acuity results for the distance and intermediate ranges
- Natural image and colour perception
- More spectacle independence compared to monofocal standard and mono-EDOF-IOLs results in a better quality of life
- Improved contrast and depth of focus for optimal vision in low light conditions

### MANUFACTURER:



**Teleon Surgical B.V.**

Van Rensselaerweg 4 b  
NL - 6956AV Spankeren

✉ [marketing@teleon-surgical.com](mailto:marketing@teleon-surgical.com)



[www.teleon-surgical.com](http://www.teleon-surgical.com)