


UNIQUE BRILLIANCE



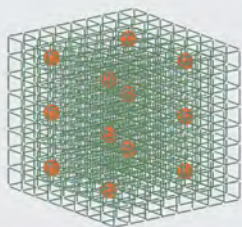
ACUNEX[®] QUANTUM

THE BETTER STANDARD IOL
FOR ALL CATARACT PATIENTS

ACUNEX[®] QUANTUM

A QUANTUM LEAP FOR
STANDARD MONOFOCAL CATARACT SURGERY

Hybrid material with excellent properties

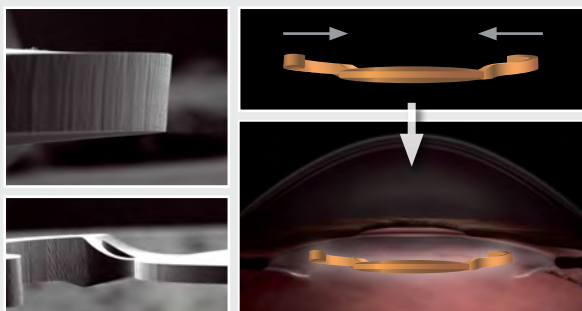



HYDROPHOBIC MATERIAL

A constant water content of 4% [pre-hydrated] ensures a consistently stable, homogeneous grid structure of the biomaterial and thus maximum physical integrity.

EXCEPTIONAL RESISTANCE TO SCRATCHES

due to highest surface quality.*

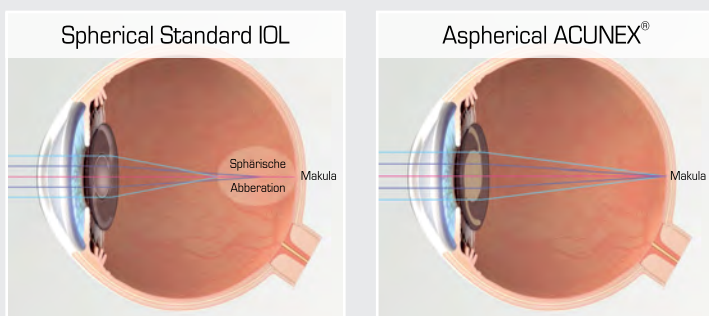
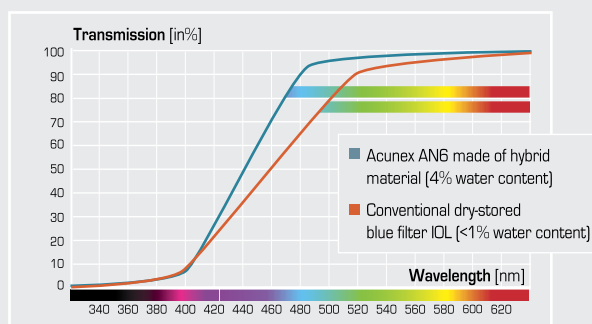


STEP-VAULTED C-LOOP

Reliable C-Loop IOL design & sharp 360 ° optic edge for efficient PCO prevention. Step-vaulted haptic design for optimal positioning in the capsular bag and therefore no development of striae that could reduce visual quality.

NATURAL UV-FILTER

Filter properties imitate these of a natural lens absorbing possible harmful UV light and the violet part of the blue light spectrum, for natural color perception.

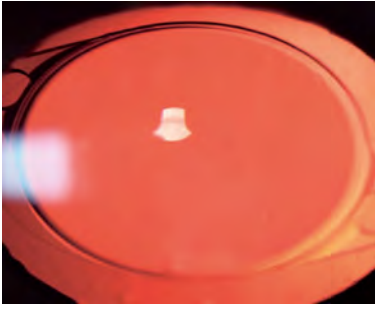


External light beam Medium light beam Central optical axis

ASPHERIC OPTICS

Correcting spherical aberration for high contrast and better image quality compared to spherical standard lenses, especially in mesopic light conditions.

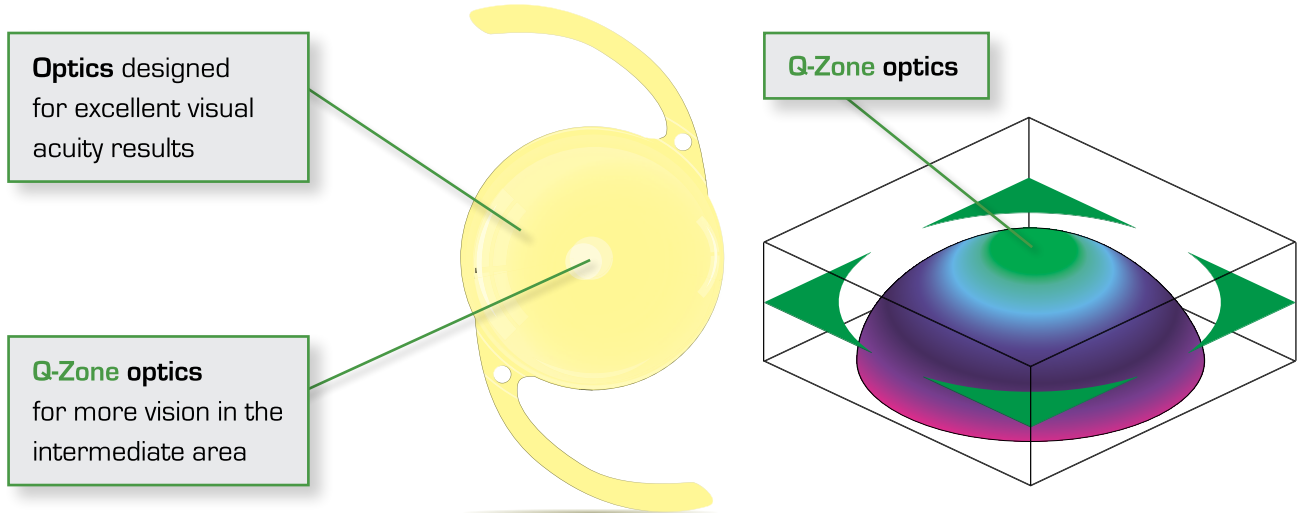
* Manfred Tetz & Matthew R. Jorgensen (2015) New Hydrophobic IOL Materials and Understanding the Science of Glistenings, Current Eye Research, 40:10, 969-981, DOI: 10.3109/02713683.2014.978476



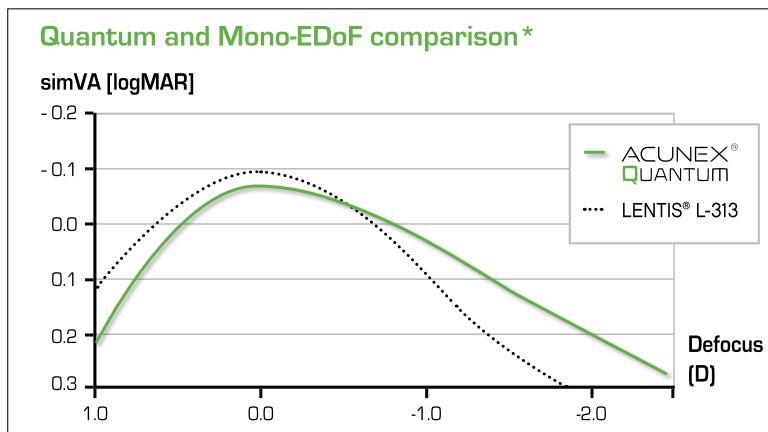
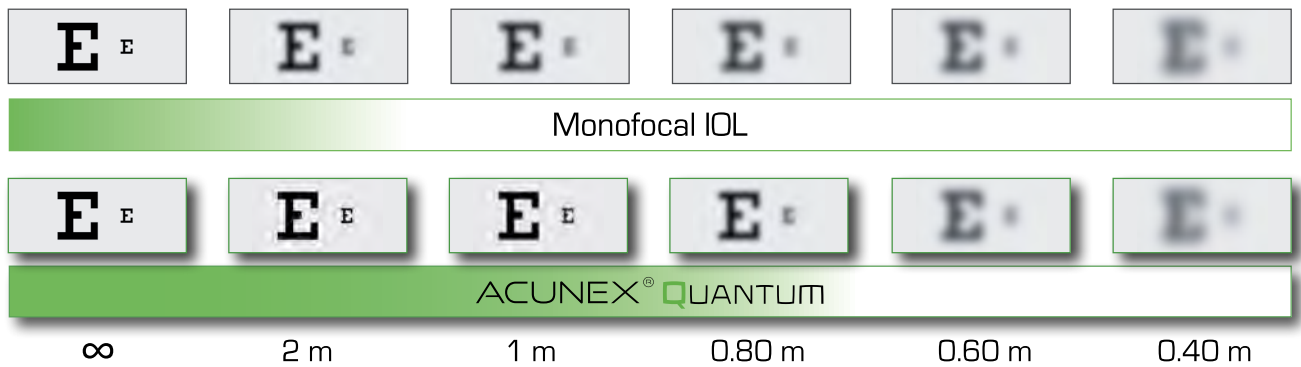
NoGLIS IOL TECHNOLOGY

First hydrophobic IOL material certified by the FDA as glistening free, for permanent and excellent optical clarity after implantation.

The latest Innovation in the ACUNEX[®] IOL family

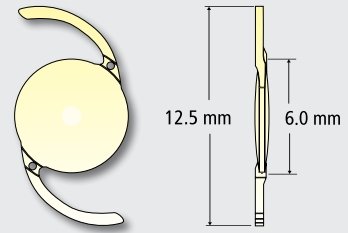


Enhanced-Monofocal – 1 focus area, better depth of vision



* DOF 2023 - simulated defocus (simVA) comparison David J Apple Laboratory.

One-piece monofocal posterior chamber lens
with modified aspherical surface
and blue light filter



Product	ACUNEX [®] QUANTUM AN6Q	aspheric
Type	Foldable one-piece monofocal IOL for capsular bag fixation	enhanced monofocal
Body Diameter	6.0 mm	blue light filter
Overall Diameter	12.5 mm	glistening-free
Haptic Angulation	0°	
Optic Design	Biconvex Modified aspherical surface - posterior	
IOL Design	C-Loop haptic	
Material	Hydrophobic glistening-free acrylate UV absorbing and additional blue light filter	
Available Diopters	SE +10.0 D to +30.0 D (0.5 D)	
Refractive Index	1.54 @ 35°	
A-Constant (nominal)	119.1	
Sterilisation	Gamma irradiation	
Storage	Supplied in 0.9 % saline solution	

CONSIDERABLE REQUIREMENTS
FOR A MODERN ENHANCED-MONOFOCAL LENS

- Highest **optical quality** ■ **High stability** in the capsular bag
- **Brilliant image quality** and excellent refractive outcomes
- **Easy handling** for a hassle-free implantation
- Enduring optical clarity (**glistening free**)

MANUFACTURER:

TELEON[®]

Teleon Surgical B.V.

Van Rensselaerweg 4 b
NL- 6956 AV Spankeren

✉ marketing@teleon-surgical.com
🌐 www.teleon-surgical.com